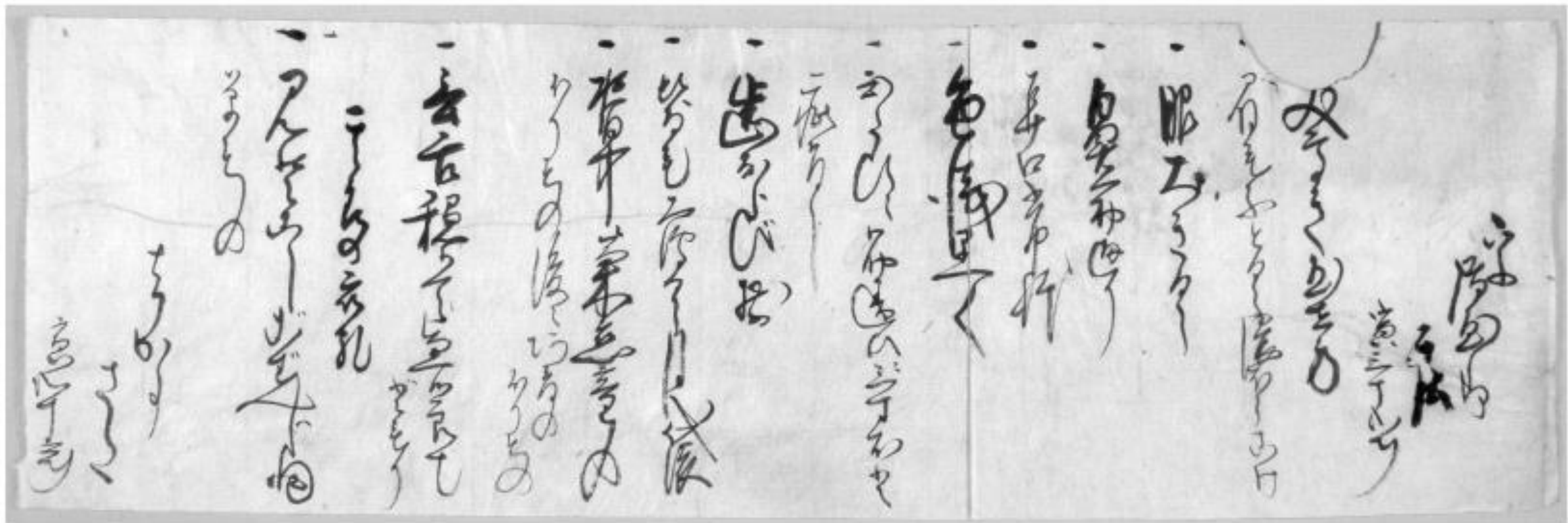


練習問題 1-1



練習問題 1-2

Handwritten cursive practice on a piece of paper. The text is written in black ink on a light background. There are two red horizontal lines acting as guides. The first line is on the right side, and the second line is on the left side. The handwriting is fluid and cursive, typical of Japanese 'sōsho' style. The text is organized into several vertical columns. The first column on the right contains a vertical line of text. The second column contains a vertical line of text. The third column contains a vertical line of text. The fourth column contains a vertical line of text. The fifth column contains a vertical line of text. The sixth column contains a vertical line of text. The seventh column contains a vertical line of text. The eighth column contains a vertical line of text. The ninth column contains a vertical line of text. The tenth column contains a vertical line of text. The eleventh column contains a vertical line of text. The twelfth column contains a vertical line of text. The thirteenth column contains a vertical line of text. The fourteenth column contains a vertical line of text. The fifteenth column contains a vertical line of text. The sixteenth column contains a vertical line of text. The seventeenth column contains a vertical line of text. The eighteenth column contains a vertical line of text. The nineteenth column contains a vertical line of text. The twentieth column contains a vertical line of text. The handwriting is consistent throughout, showing a clear progression from left to right across the page.

②

①

左の行をよみて
「少夜」
尾亦清也

甲辰

少夜

少夜

少夜

少夜

少夜

少夜

少夜

少夜

少夜

少夜

少夜

少夜

少夜

少夜

少夜

少夜

少夜

少夜

少夜

少夜

少夜

少夜

少夜

Handwritten Japanese calligraphy (kuzushiji) on a rectangular piece of paper. The text is written in a cursive style and is organized into several vertical columns. The rightmost column contains the characters '十月' (October) at the top, followed by '平家朝宗' (Heike Chomune). The rest of the text consists of multiple columns of characters, some of which are accompanied by small circles (likely representing kana or specific phonetic notations). Two vertical red lines are drawn through the text, one near the middle and one towards the right side, possibly indicating a division or a specific point of interest. The paper shows signs of age, including some staining and a vertical crease down the center.

又
平家朝宗

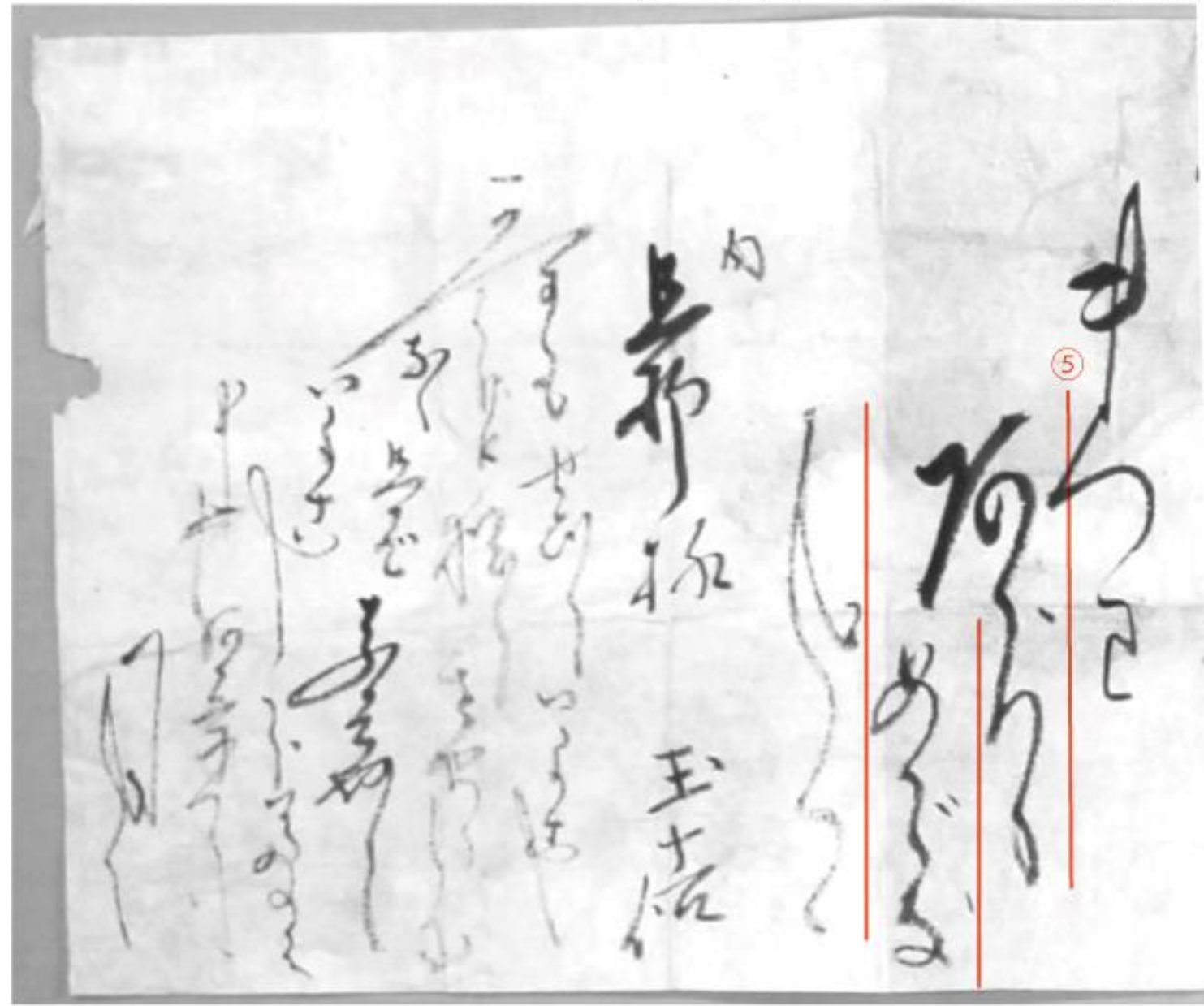
平家朝宗

平家朝宗



玉吉の手紙の抜粋。右から左へ読む。文中には「おれは」と「おれ」などの文字が見える。赤い線は、特定の筆致や文字の構成を指摘している。

テキスト 3-3 (玉吉の手紙)



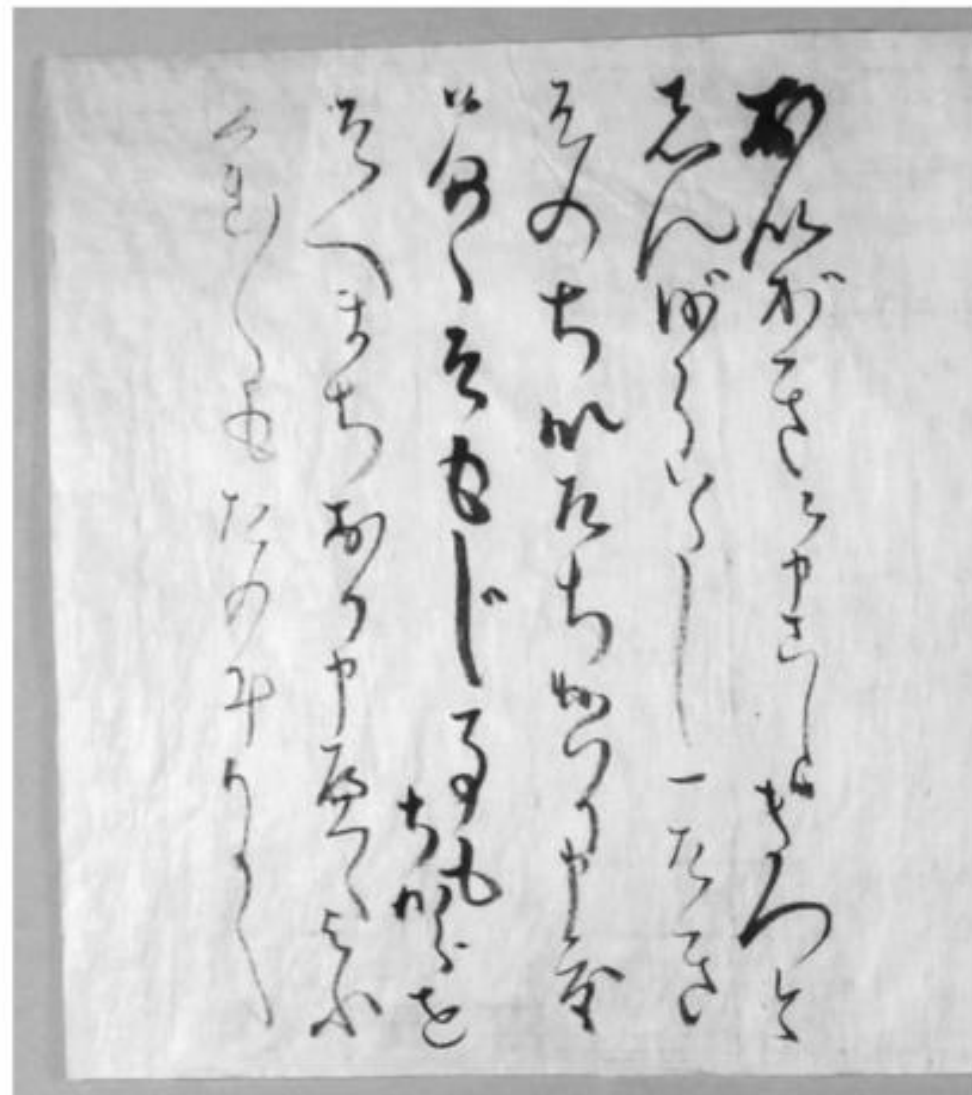
テキスト 4-3 (幸助の恋文)

まさかぞいふ事かなれど
 こゝろはまじかき御文
 ほどはやくしるべきに
 ちかひにたふさねて
 ねむりもなげにす
 かりけり
 幸助

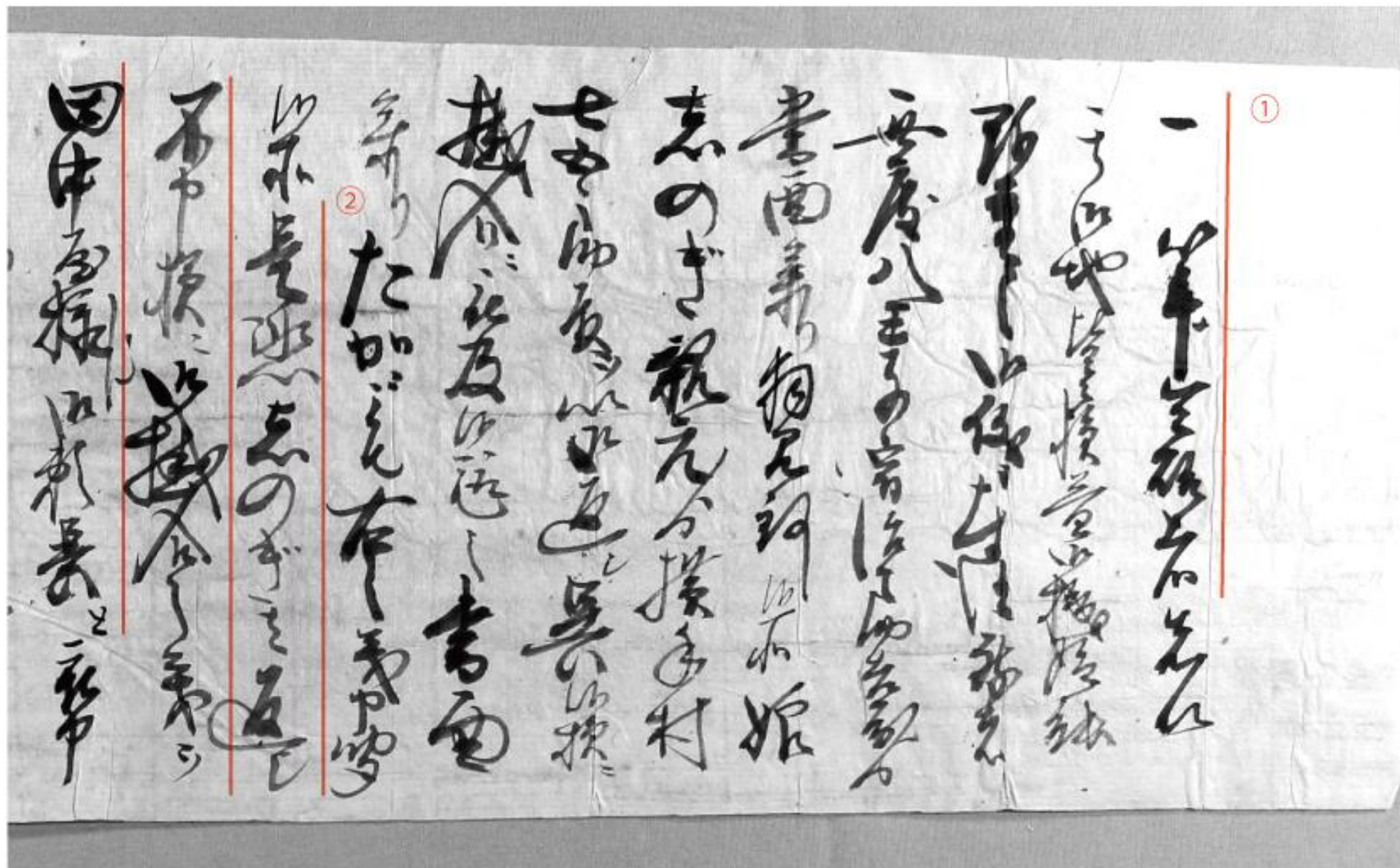
テキスト 4-4 (幸助の恋文)

Handwritten Japanese text in cursive (sōsho) style, oriented vertically on the page. The text is written on aged, slightly textured paper. The characters are fluid and connected, characteristic of the cursive style. The text is arranged in several vertical columns, with some characters appearing to be part of a larger sentence or phrase. The overall appearance is that of a personal, intimate letter.

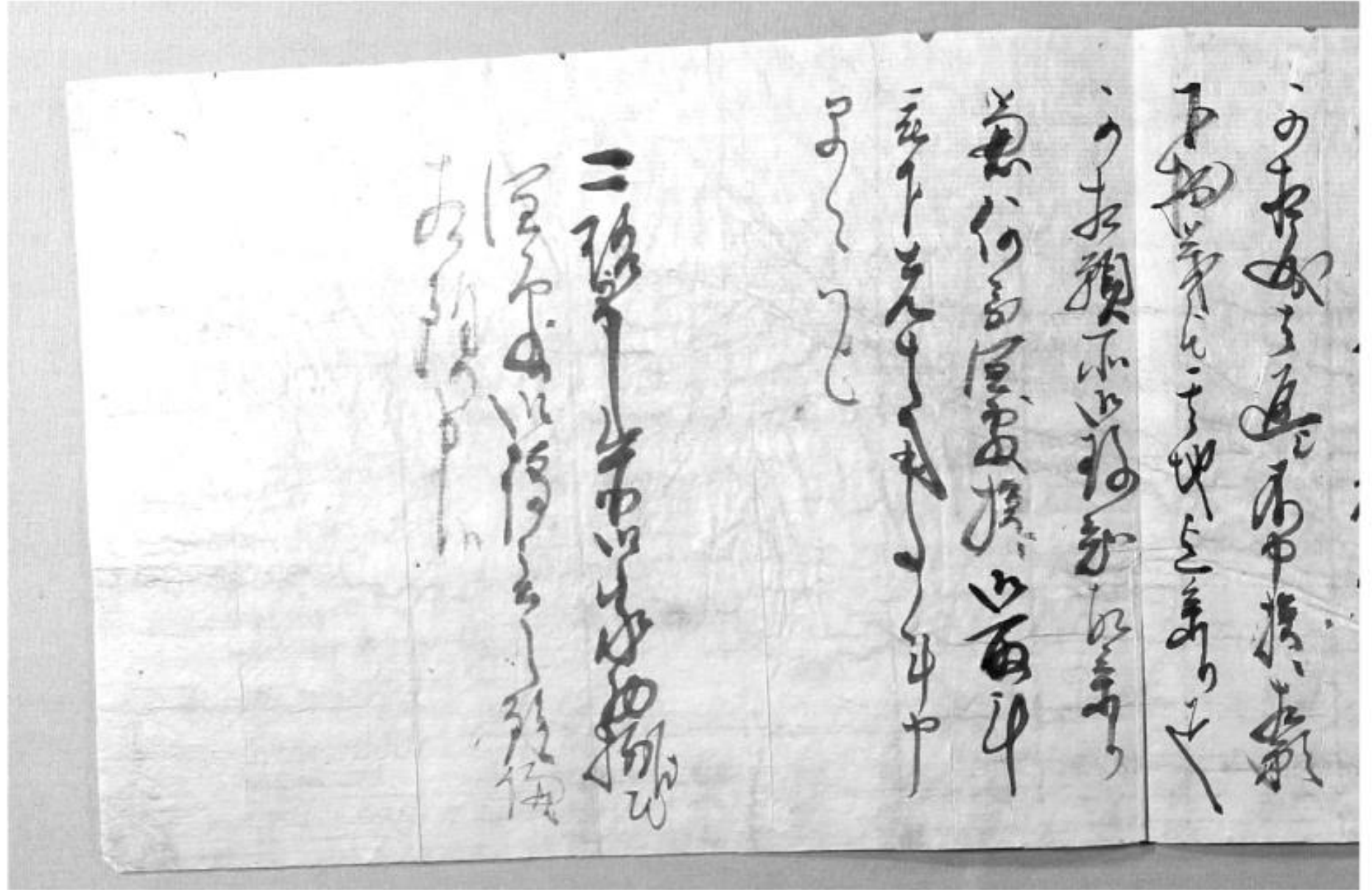
テキスト 4-5 (幸助の恋文)



テキスト 5-1 (下拙から万五郎への依頼)



テキスト 5-2 (下拙から万五郎への依頼)



くにたち郷土文化館 二〇二〇・一〇・一〇
歴史講座「襖の下張り文書から―府中宿の田中屋と遊女―」
講師・原 祥